

# Victaulic® Three Port Diverter Valve

## Series 723



### 1.0 PRODUCT DESCRIPTION

#### Available Sizes

- 2"/DN50

#### Pressure Rating/Maximum Working Pressure

- 600 psi/4135 kPa

#### Function

- Three-port ball valve with bottom inlet for diverting flow 90° to the left or right
- 180° operation is optionally available

#### Pipe Preparation

- Victaulic Original Groove System (OGS)

#### Application

- Intended for use in upstream oil applications

#### Actuation Options:

- Bare
- Two-Position Handle
- Two-Position Handle with Tamper Resistant Locking Device

### 2.0 CERTIFICATION/LISTINGS

Product designed and manufactured under the Victaulic Quality Management System, as certified by LPCB in accordance with ISO-9001:2008.

ALWAYS REFER TO ANY NOTIFICATIONS AT THE END OF THIS DOCUMENT REGARDING PRODUCT INSTALLATION, MAINTENANCE OR SUPPORT.

System No.		Location	
Submitted By		Date	

Spec Section		Paragraph	
Approved		Date	

### 3.0 SPECIFICATIONS – MATERIAL

#### Series 723 Three Port Diverter Valve

**Body:** Ductile iron conforming to ASTM A-395, painted black enamel coated. NACE MR-01-75 compliant

Optional: Fusion Bonded Epoxy (FBE) coating. Contact Victaulic for details

**Ball and Stem:** Type 316 stainless steel, 90° turn

Optional: Type 316 stainless steel 180° turn

**Stem Nuts & Washers:** Steel, electrogalvanized

**Seats and Seals:** Reinforced Tetrafluoroethylene (TFE), rated to +450°F (+232°C). NOTE: Actual fluid temperatures and services may be governed by available gaskets for the Victaulic couplings used for installation. (Refer to Victaulic Gasket Selection Data.)

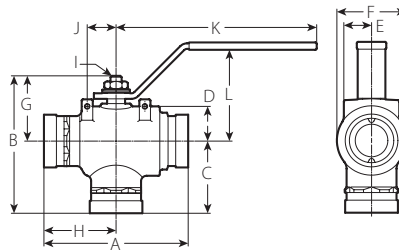
**Operator:** (specify choice)

Handle: Stamped carbon steel, electrogalvanized with plastic grip

Optional: Lock/seal device

### 4.0 DIMENSIONS

#### Series 723 Three Port Diverter



Size		Dimensions														Weight	
Nominal Size	Nominal Actual Outside	A	B	C	D	E	F	G	H	I-Stem Drive Hub			J	K	L	Approximate (Each)	
										Diameter	Flat Width	Flat Height					
inches DN	inches mm	inches mm	inches mm	inches mm	inches mm	inches mm	inches mm	inches mm	inches mm	inches mm	inches mm	inches mm	inches mm	inches mm	inches mm	lb kg	
2	2.375	6.50	6.25	3.25	1.63	1.25	3.13	3.00	3.25	0.63	0.50	0.50	1.38	9.13	4.13	7.5	
DN50	60.3	165	157	83	40	32	80	75	83	16	13	13	33	232	105	3.4	

### 5.0 PERFORMANCE

#### Formulas for Cv and Kv values

$$\Delta P = \frac{Q^2}{C_v^2}$$

$$Q = C_v \times \sqrt{\Delta P}$$

**Where:**

Q = Flow (GPM)







ΔP = Pressure Drop (psi)

C<sub>v</sub> = Flow Coefficient

Size		Flow
Nominal	Actual Outside Diameter	C <sub>v</sub> Full Open
inches DN	inches mm	
2	2.375	36
DN50	60.3	

## 6.0 NOTIFICATIONS

**⚠ WARNING**

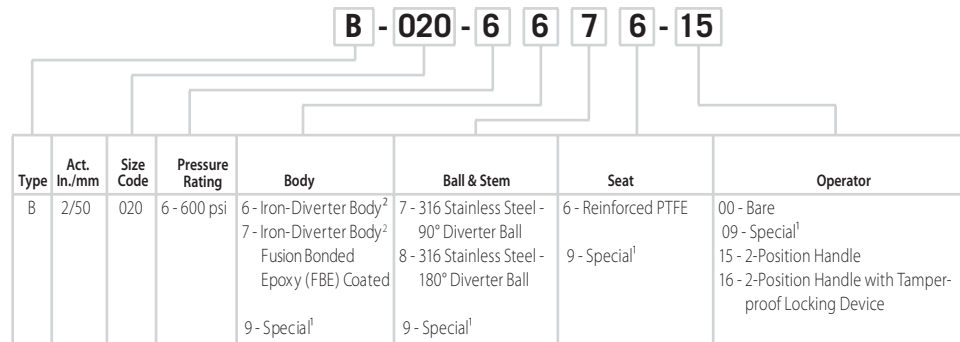







- Read and understand all instructions before attempting to install, remove, adjust, or maintain any Victaulic piping products.
- Depressurize and drain the piping system before attempting to install, remove, adjust, or maintain any Victaulic piping products.
- Wear safety glasses, hardhat, and foot protection.

**Failure to follow these instructions could result in death or serious personal injury and property damage.**

## 7.0 REFERENCE MATERIALS

### Valve Numbering System



**NOTES:**

- (1) Details required.
- (2) All Iron Body valves are NACE compliant.

[5.01: Victaulic Seal Selection Guide Elastometric Seal Construction](#)

[29.01: Victaulic Terms and Conditions/Warranty](#)

[I-100: Victaulic Field Installation Handbook](#)

[I-723: Series 723 Diverter Valve Installation Manual](#)

#### User Responsibility for Product Selection and Suitability

Each user bears final responsibility for making a determination as to the suitability of Victaulic products for a particular end-use application, in accordance with industry standards and project specifications, and the applicable building codes and related regulations as well as Victaulic performance, maintenance, safety, and warning instructions. Nothing in this or any other document, nor any verbal recommendation, advice, or opinion from any Victaulic employee, shall be deemed to alter, vary, supersede, or waive any provision of Victaulic Company's standard conditions of sale, installation guide, or this disclaimer.

#### Intellectual Property Rights

No statement contained herein concerning a possible or suggested use of any material, product, service, or design is intended, or should be constructed, to grant any license under any patent or other intellectual property right of Victaulic or any of its subsidiaries or affiliates covering such use or design, or as a recommendation for the use of such material, product, service, or design in the infringement of any patent or other intellectual property right. The terms "Patented" or "Patent Pending" refer to design or utility patents or patent applications for articles and/or methods of use in the United States and/or other countries.

#### Note

This product shall be manufactured by Victaulic or to Victaulic specifications. Victaulic recommends all products to be installed in accordance with current IMI TA installation/assembly instructions. Victaulic and IMI TA reserve the right to change product specifications, designs and standard equipment without notice and without incurring obligations.

#### Installation

Reference should always be made to the current IMI TA installation/assembly instructions for the product you are installing. For coupling and strainer installation, reference should always be made to the [I-100 Victaulic Field Installation Handbook](#) for the product you are installing. Handbooks are included with each shipment of Victaulic products for complete installation and assembly data, and are available in PDF format on our website at [www.victaulic.com](http://www.victaulic.com)

#### Warranty

Refer to the Warranty section of the current Price List or contact Victaulic for details.

#### Trademarks

*Victaulic* and all other Victaulic marks are the trademarks or registered trademarks of Victaulic Company, and/or its affiliated entities, in the U.S. and/or other countries.